

# GBC® AdvancedPunch™ Pro

Automated inline punching: expand your options with more speed, more sizes and more productivity

The GBC AdvancedPunch Pro goes a step beyond simply punching inside the press, delivering production power, speed and larger sheet options. This new, automated, high-performance hole punch module can stack jobs while running at the rated speed of many Xerox® print engines. The AdvancedPunch Pro features additional media sizes and thicknesses as well as 2-up sheet processing, providing a range of options for producing bound booklets. It offers time savings and productivity enhancements over manual punching, and works with a variety of multiple hole die punch sets — all easy to insert within the compact punch module.

## FEATURES

- Combines printing and punching/collating into one easy process for delivery to coil or comb binders
- Includes 2-up punching (double punch) for multiple-up printing/punching (available on selected presses)
- Delivers full bleed processing for applications such as calendars and photo books in common sizes including SRA4 and SRA3
- Provides automatic die detection and cycle count for monitoring purposes
- Offers optional interchangeable die sets for popular binding styles (comb, wire, coil, GBC VeloBind® and 3 – 7 hole varieties)
- Operates at rated print engine speed for most paper sizes
- Punches a variety of sheet sizes and weights up to 300 gsm
- Enables tab punching without the use of an inverter module

## BENEFITS

- Enhances your shop's offerings by enabling cost-effective production of lay-flat and wraparound booklets such as reports, directories, educational workbooks, manuals and catalogs at the touch of a button
- Saves time and reduces labour costs with a streamlined and automated inline workflow
- Reduces touchpoints and the high error rate associated with traditional mechanical punching processes
- Leverages existing technology investments by seamlessly integrating with a variety of Xerox® production and light production devices

## Power Requirements

- 115 VAC, 60 Hz
- 220 Volts, 50 Hz

## Dimensions

- 445 mm Width
- 992 mm Height
- 724 mm Depth

## Weight

- 100 kg

## Paper Type

- Coated and uncoated

## Paper Weights

- 75 – 300 gsm uncoated
- 106 – 300 gsm coated

## Paper Size (min/max)




















- Bypass mode up to 330 x 488 mm in keeping with printer specifications
- Punch mode
  - Short edge feed and long edge feed – A4, SRA4
  - Short edge feed only – A3, SRA3 full bleed
  - Long edge feed only – A5



GBC® AdvancedPunch™ Pro

## GBC® AdvancedPunch™ Pro Die Punch Sets

The new dies will accommodate all the most commonly used binding styles including GBC CombBind®, WireBind, GBC Color Coil®, 4-hole, 3-hole and GBC VeloBind®. Pins can also be manually pulled for desired sheet sizes.

DESCRIPTION	PUNCH PATTERN	BIND STYLE
<b>19 – 21-Hole GBC CombBind (standard with punch module)</b> <ul style="list-style-type: none"> <li>Conventional binding style</li> <li>Pages lie flat</li> <li>Can modify contents with a machine</li> </ul>	 PB/Plastic Bind; Rectangle; Hole Size: 8 mm x 2.9 mm (L x W); Centre-to-Centre Hole Spacing: 14.3 mm	 Comb/Cerlox
<b>44 – 47-Hole GBC Color Coil</b> <ul style="list-style-type: none"> <li>Pages lie flat with 360° rotation</li> <li>Permanently binds</li> <li>Keeps shape with bounce-back flexibility</li> </ul>	 C4/Coil; Round; 4 Holes per inch; Hole Size: 4.4 mm Diameter; Centre-to-Centre Hole Spacing: 6.3 mm	 Color Coil
<b>21 – 23-Hole WireBind</b> <ul style="list-style-type: none"> <li>Pages lie flat with 360° rotation</li> <li>Permanently binds</li> </ul>	 W2/Wire; Rectangle; 2 Holes per inch; Hole Size: 6.4 mm x 5.4 mm (L x W); Centre-to-Centre Hole Spacing: 12.7 mm	 Twin Loop Wire
<b>32 – 34-Hole WireBind</b> <ul style="list-style-type: none"> <li>Pages lie flat with 360° rotation</li> <li>Permanently binds</li> </ul>	 W3/Wire; Square; 3 Holes per inch; Hole Size: 4 mm x 4 mm (L x W); Centre-to-Centre Hole Spacing: 8.5 mm	
<b>32 – 34-Hole WireBind Round</b> <ul style="list-style-type: none"> <li>Pages lie flat with 360° rotation</li> <li>Permanently binds</li> </ul>	 W3/Wire; Round; 3 Holes per inch; Hole Size: 4 mm Diameter; Centre-to-Centre Hole Spacing: 8.5 mm	
<b>21 – 23-Hole WireBind Round</b> <ul style="list-style-type: none"> <li>Pages lie flat with 360° rotation</li> <li>Permanently binds</li> </ul>	 W2/Wire; Round; 2 Holes per inch; Hole Size: 6.5 mm Diameter; Centre-to-Centre Hole Spacing: 12.7 mm	
<b>11-Hole GBC VeloBind (U.S. only)</b> <ul style="list-style-type: none"> <li>Extra strength — permanently binds documents</li> <li>Squared edges</li> <li>Lay-flat for easy filing and mailing</li> </ul>	 VB/VeloBind; Round; 1 Hole per inch; Hole Size: 3.2 mm Diameter; Centre-to-Centre Hole Spacing: 25.4 mm	 VeloBind
<b>12-Hole GBC VeloBind (Europe only)</b> <ul style="list-style-type: none"> <li>Extra strength — permanently binds documents</li> <li>Squared edges</li> <li>Lay-flat for easy filing and mailing</li> </ul>	 VB/VeloBind; Round; 1 Hole per inch; Hole Size: 3.2 mm Diameter; Centre-to-Centre Hole Spacing: 25.4 mm	
<b>3-Hole 3 Ring</b>	 3 Ring Binder; U.S. (Standard Loose-leaf Patterns); Hole Size: 8 mm Diameter	
<b>3, 5 and 7-Hole Binder</b>	 3, 5 and 7 Ring Binder; U.S. (Standard Loose-leaf Patterns); Hole Size: 8 mm Diameter	
<b>4-Hole Binder</b>	 4 Ring Binder; European (Standard Loose-leaf Patterns); Hole Size: 8 mm Diameter	
<b>4-Hole Binder (smaller holes)</b>	 4 Ring Binder; European (Standard Loose-leaf Patterns); Hole Size: 6.5 mm Diameter	
<b>4-Hole Binder, Scandinavian</b>	 4 Ring Binder; Scandinavian (Standard Loose-leaf Patterns); Hole Size: 6.5 mm Diameter	
<b>4-Hole Binder, Scandinavian</b>	 4 Ring Binder; Scandinavian (Standard Loose-leaf Patterns); Hole Size: 6.5 mm Diameter	

Additional dies can be purchased from your local Xerox Supplies Representative or by calling 1-800-822-2200 or at <https://www.xerox.com/en-us/printer-supplies>.



Contact your Xerox representative for details or go to [www.xerox.com/finishing](https://www.xerox.com/finishing).